

22-23 Climate Survey for Parents/Guardians

Survey Results

Campbell Elementary

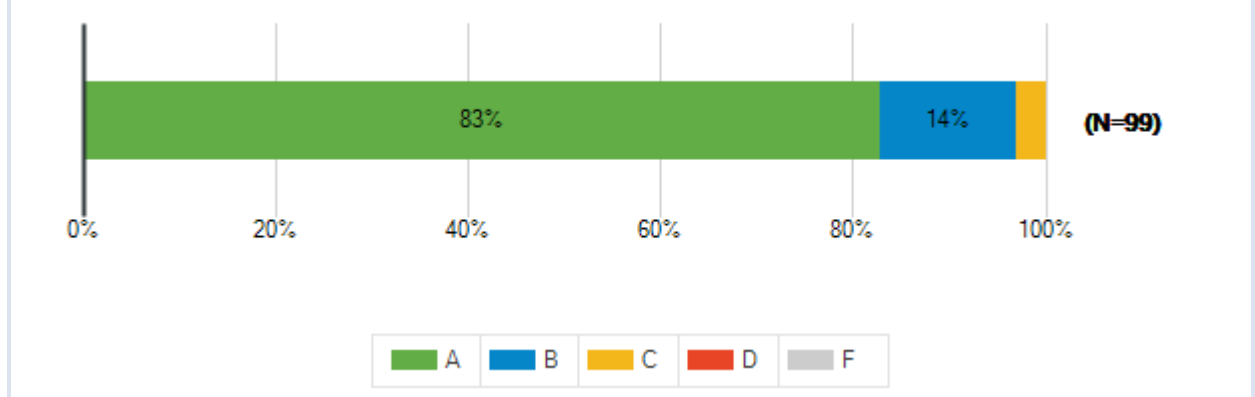
Lamar Consolidated ISD
February 1 - 22, 2023

LAMARCISD
A PROUD TRADITION | A BRIGHT FUTURE

Lamar Consolidated ISD
 22-23 Climate Survey for Parents/Guardians

Students receive grades of A, B, C, D or F to report the quality of their work. What grade would you give the overall quality of the education at your student's school? On this scale, A represents outstanding, C is average and F is failing.

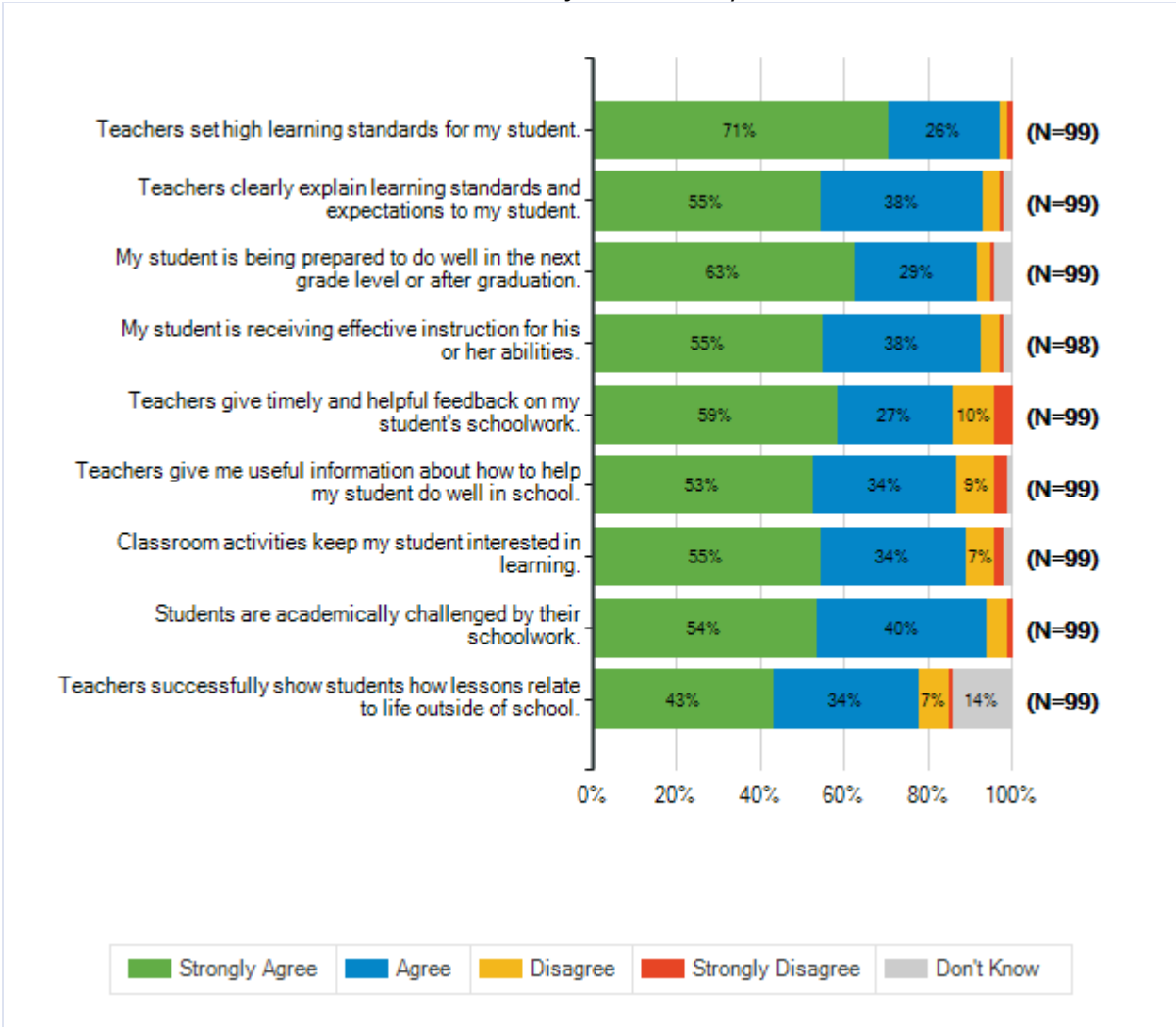
Responses	Count	%
A	82	83%
B	14	14%
C	3	3%
D	0	0%
F	0	0%
Total Responses	99	



Lamar Consolidated ISD
22-23 Climate Survey for Parents/Guardians

How strongly do you agree or disagree with each of the following statements?							
Below are statements about the quality of education your student receives at this school. As you respond, please think about your experiences this school year.							
		Strongly Agree	Agree	Disagree	Strongly Disagree	Don't Know	Total Responses
(a)	Teachers set high learning standards for my student.	70	26	2	1	0	99
		71%	26%	2%	1%	0%	
(b)	Teachers clearly explain learning standards and expectations to my student.	54	38	4	1	2	99
		55%	38%	4%	1%	2%	
(c)	My student is being prepared to do well in the next grade level or after graduation.	62	29	3	1	4	99
		63%	29%	3%	1%	4%	
(d)	My student is receiving effective instruction for his or her abilities.	54	37	4	1	2	98
		55%	38%	4%	1%	2%	
(e)	Teachers give timely and helpful feedback on my student's schoolwork.	58	27	10	4	0	99
		59%	27%	10%	4%	0%	
(f)	Teachers give me useful information about how to help my student do well in school.	52	34	9	3	1	99
		53%	34%	9%	3%	1%	
(g)	Classroom activities keep my student interested in learning.	54	34	7	2	2	99
		55%	34%	7%	2%	2%	
(h)	Students are academically challenged by their schoolwork.	53	40	5	1	0	99
		54%	40%	5%	1%	0%	
(i)	Teachers successfully show students how lessons relate to life outside of school.	43	34	7	1	14	99
		43%	34%	7%	1%	14%	

Lamar Consolidated ISD
22-23 Climate Survey for Parents/Guardians

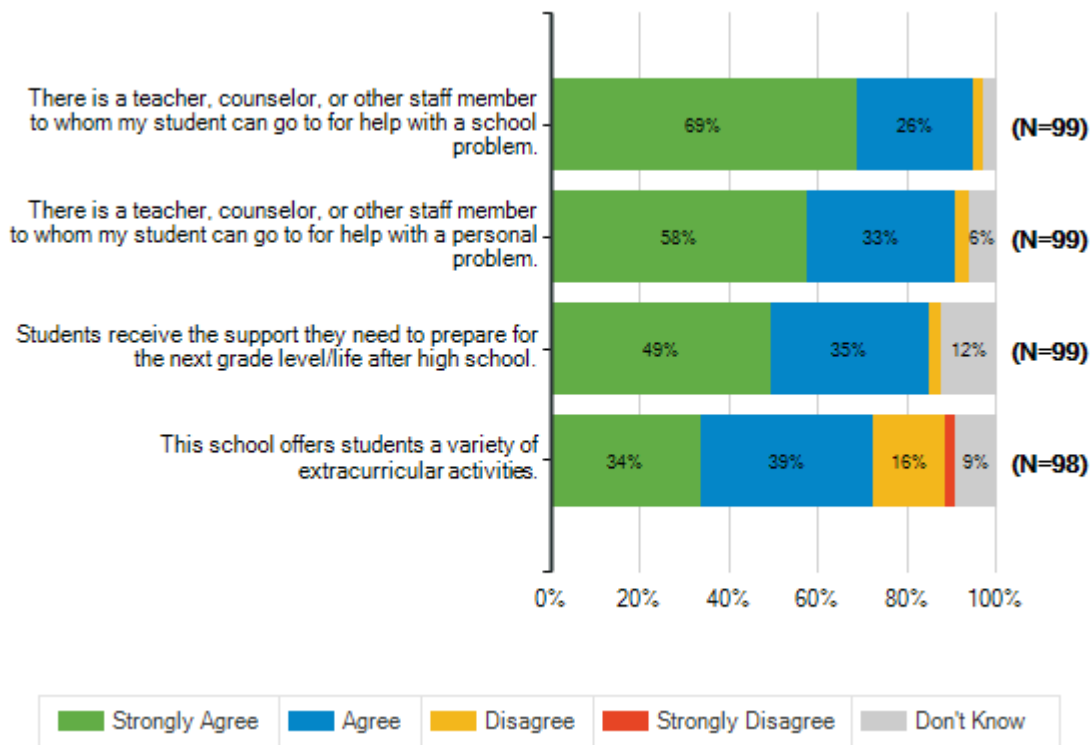


Lamar Consolidated ISD
22-23 Climate Survey for Parents/Guardians

How strongly do you agree or disagree with each of the following statements?

Below are statements about the support students receive at school. As you respond, please think about your experiences this school year.

		Strongly Agree	Agree	Disagree	Strongly Disagree	Don't Know	Total Responses
(a)	There is a teacher, counselor, or other staff member to whom my student can go to for help with a school problem.	68	26	2	0	3	99
		69%	26%	2%	0%	3%	
(b)	There is a teacher, counselor, or other staff member to whom my student can go to for help with a personal problem.	57	33	3	0	6	99
		58%	33%	3%	0%	6%	
(c)	Students receive the support they need to prepare for the next grade level/life after high school.	49	35	3	0	12	99
		49%	35%	3%	0%	12%	
(d)	This school offers students a variety of extracurricular activities.	33	38	16	2	9	98
		34%	39%	16%	2%	9%	

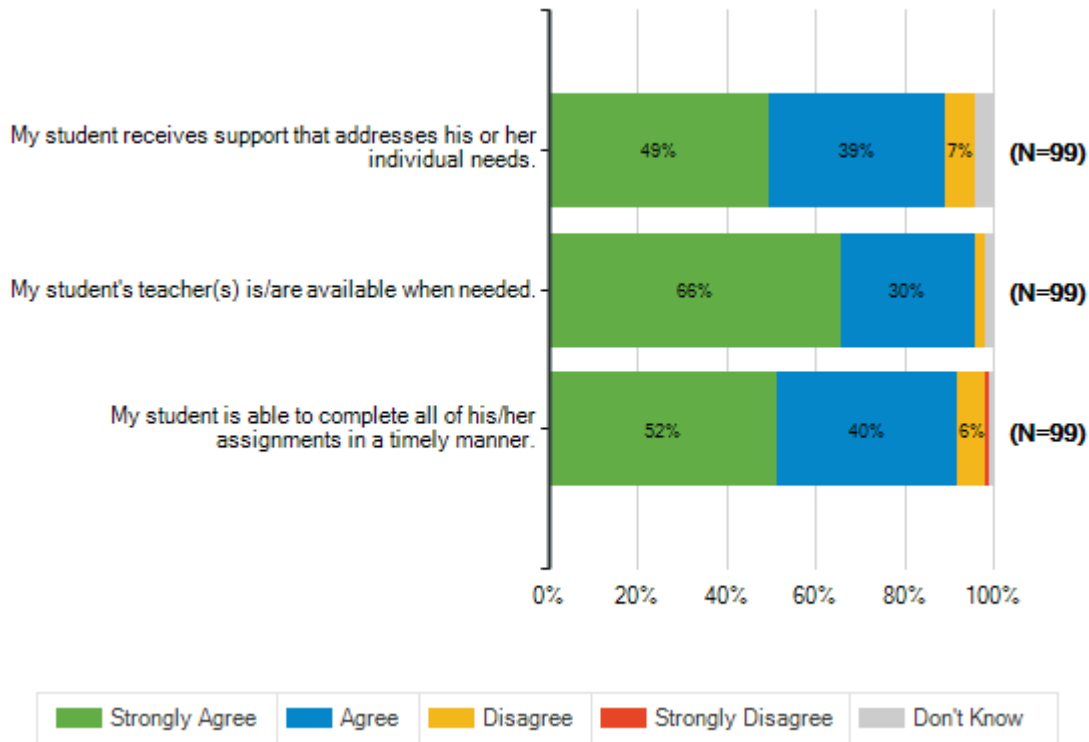


Lamar Consolidated ISD
22-23 Climate Survey for Parents/Guardians

How strongly do you agree or disagree with each of the following statements?

Below are statements about the support students receive at school. As you respond, please think about your experiences this school year.

		Strongly Agree	Agree	Disagree	Strongly Disagree	Don't Know	Total Responses
(a)	My student receives support that addresses his or her individual needs.	49	39	7	0	4	99
		49%	39%	7%	0%	4%	
(b)	My student's teacher(s) is/are available when needed.	65	30	2	0	2	99
		66%	30%	2%	0%	2%	
(c)	My student is able to complete all of his/her assignments in a timely manner.	51	40	6	1	1	99
		52%	40%	6%	1%	1%	

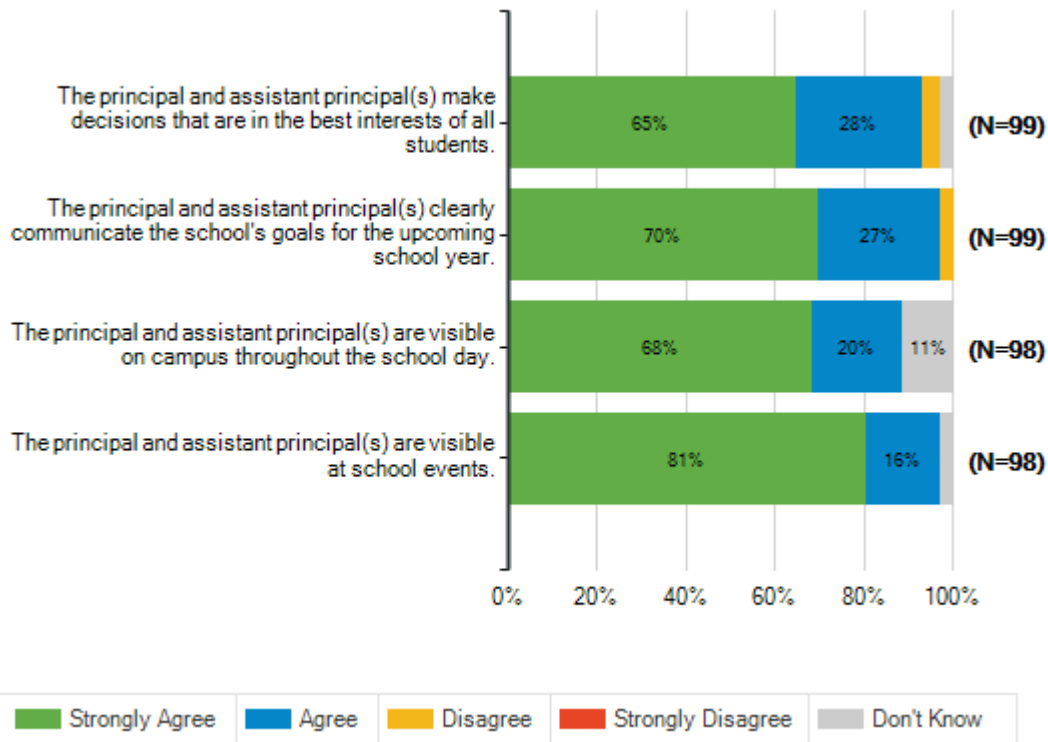


Lamar Consolidated ISD
22-23 Climate Survey for Parents/Guardians

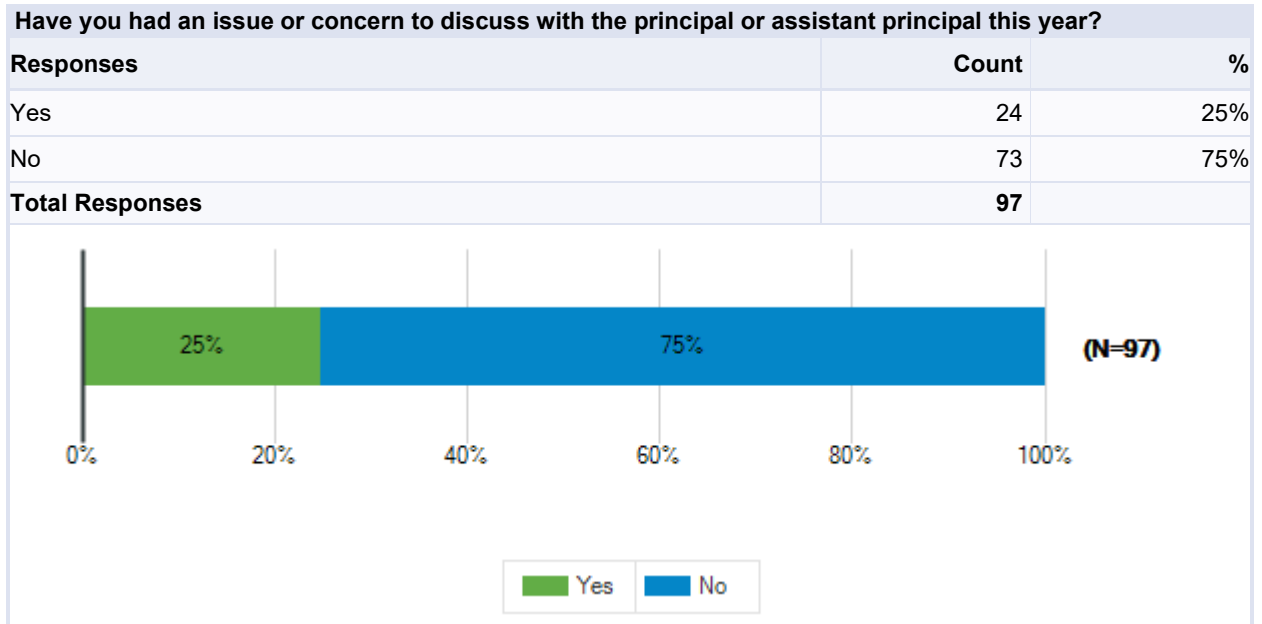
How strongly do you agree or disagree with each of the following statements?

Below are statements related to the principal and assistant principals. As you respond, please think about your experiences this school year.

		Strongly Agree	Agree	Disagree	Strongly Disagree	Don't Know	Total Responses
(a)	The principal and assistant principal(s) make decisions that are in the best interests of all students.	64	28	4	0	3	99
		65%	28%	4%	0%	3%	
(b)	The principal and assistant principal(s) clearly communicate the school's goals for the upcoming school year.	69	27	3	0	0	99
		70%	27%	3%	0%	0%	
(c)	The principal and assistant principal(s) are visible on campus throughout the school day.	67	20	0	0	11	98
		68%	20%	0%	0%	11%	
(d)	The principal and assistant principal(s) are visible at school events.	79	16	0	0	3	98
		81%	16%	0%	0%	3%	

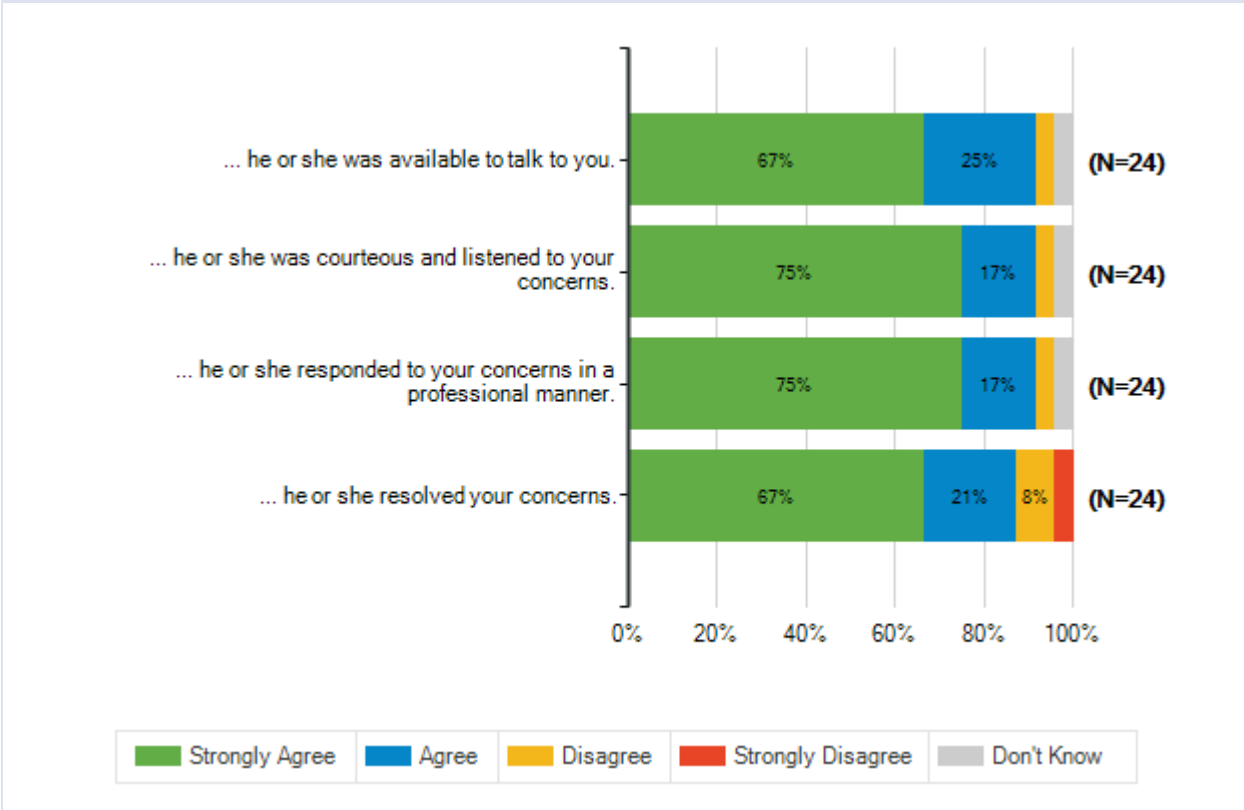


Lamar Consolidated ISD
22-23 Climate Survey for Parents/Guardians



Lamar Consolidated ISD
22-23 Climate Survey for Parents/Guardians

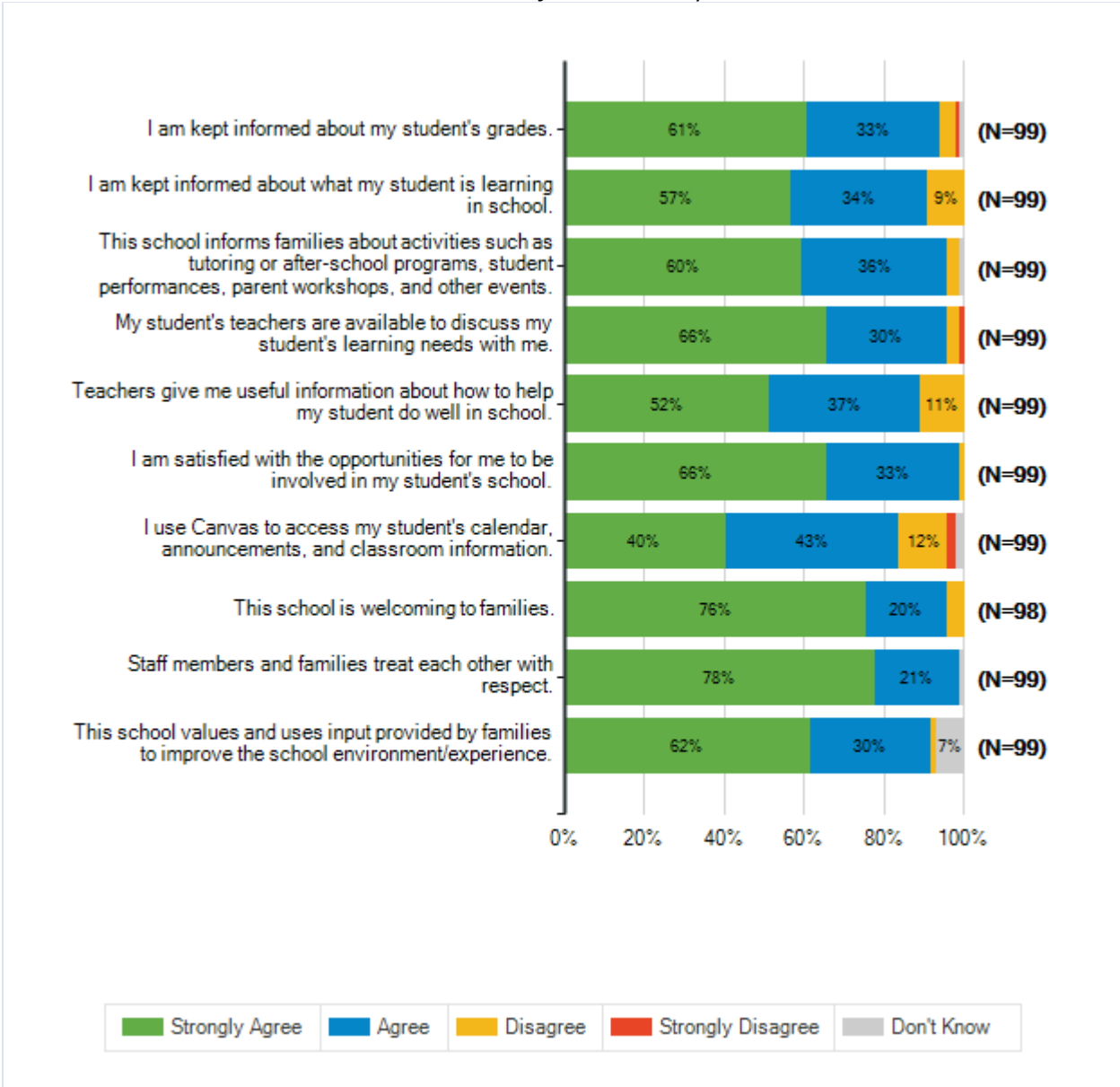
When you have had an issue or concern to discuss with a school administrator...							
		Strongly Agree	Agree	Disagree	Strongly Disagree	Don't Know	Total Responses
(a)	... he or she was available to talk to you.	16	6	1	0	1	24
		67%	25%	4%	0%	4%	
(b)	... he or she was courteous and listened to your concerns.	18	4	1	0	1	24
		75%	17%	4%	0%	4%	
(c)	... he or she responded to your concerns in a professional manner.	18	4	1	0	1	24
		75%	17%	4%	0%	4%	
(d)	... he or she resolved your concerns.	16	5	2	1	0	24
		67%	21%	8%	4%	0%	



Lamar Consolidated ISD
22-23 Climate Survey for Parents/Guardians

How strongly do you agree or disagree with each of the following statements?							
Below are statements about the relationship between you and your student's school. As you respond, please think about your experiences this school year.							
		Strongly Agree	Agree	Disagree	Strongly Disagree	Don't Know	Total Responses
(a)	I am kept informed about my student's grades.	60	33	4	1	1	99
		61%	33%	4%	1%	1%	
(b)	I am kept informed about what my student is learning in school.	56	34	9	0	0	99
		57%	34%	9%	0%	0%	
(c)	This school informs families about activities such as tutoring or after-school programs, student performances, parent workshops, and other events.	59	36	3	0	1	99
		60%	36%	3%	0%	1%	
(d)	My student's teachers are available to discuss my student's learning needs with me.	65	30	3	1	0	99
		66%	30%	3%	1%	0%	
(e)	Teachers give me useful information about how to help my student do well in school.	51	37	11	0	0	99
		52%	37%	11%	0%	0%	
(f)	I am satisfied with the opportunities for me to be involved in my student's school.	65	33	1	0	0	99
		66%	33%	1%	0%	0%	
(g)	I use Canvas to access my student's calendar, announcements, and classroom information.	40	43	12	2	2	99
		40%	43%	12%	2%	2%	
(h)	This school is welcoming to families.	74	20	4	0	0	98
		76%	20%	4%	0%	0%	
(i)	Staff members and families treat each other with respect.	77	21	0	0	1	99
		78%	21%	0%	0%	1%	
(j)	This school values and uses input provided by families to improve the school environment/experience.	61	30	1	0	7	99
		62%	30%	1%	0%	7%	

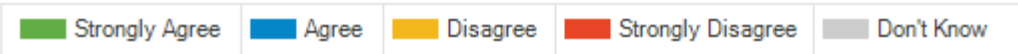
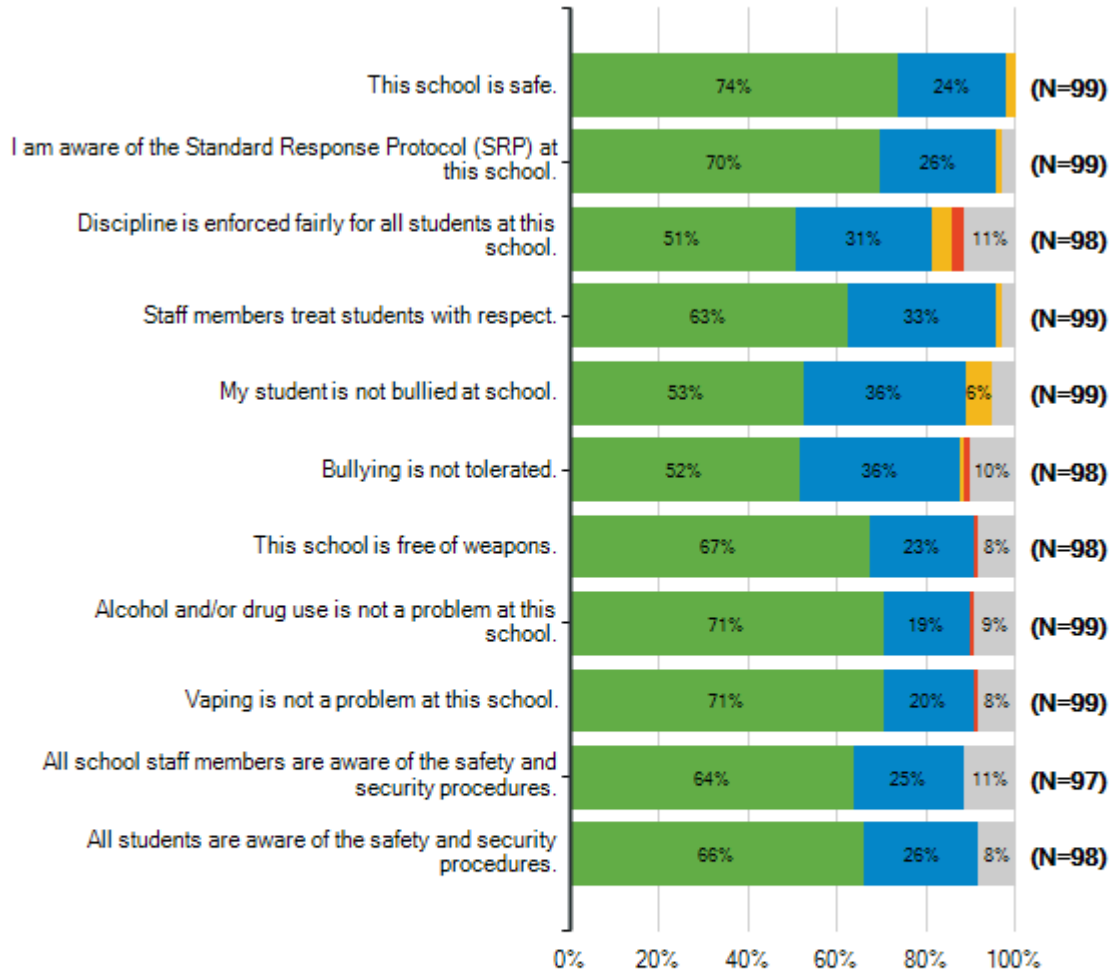
Lamar Consolidated ISD
22-23 Climate Survey for Parents/Guardians



Lamar Consolidated ISD
22-23 Climate Survey for Parents/Guardians

How strongly do you agree or disagree with each of the following statements?							
Below are statements related to safety and behavior. As you respond, please think about your experiences this school year.							
		Strongly Agree	Agree	Disagree	Strongly Disagree	Don't Know	Total Responses
(a)	This school is safe.	73	24	2	0	0	99
		74%	24%	2%	0%	0%	
(b)	I am aware of the Standard Response Protocol (SRP) at this school.	69	26	1	0	3	99
		70%	26%	1%	0%	3%	
(c)	Discipline is enforced fairly for all students at this school.	50	30	4	3	11	98
		51%	31%	4%	3%	11%	
(d)	Staff members treat students with respect.	62	33	1	0	3	99
		63%	33%	1%	0%	3%	
(e)	My student is not bullied at school.	52	36	6	0	5	99
		53%	36%	6%	0%	5%	
(f)	Bullying is not tolerated.	51	35	1	1	10	98
		52%	36%	1%	1%	10%	
(g)	This school is free of weapons.	66	23	0	1	8	98
		67%	23%	0%	1%	8%	
(h)	Alcohol and/or drug use is not a problem at this school.	70	19	0	1	9	99
		71%	19%	0%	1%	9%	
(i)	Vaping is not a problem at this school.	70	20	0	1	8	99
		71%	20%	0%	1%	8%	
(j)	All school staff members are aware of the safety and security procedures.	62	24	0	0	11	97
		64%	25%	0%	0%	11%	
(k)	All students are aware of the safety and security procedures.	65	25	0	0	8	98
		66%	26%	0%	0%	8%	

Lamar Consolidated ISD
22-23 Climate Survey for Parents/Guardians

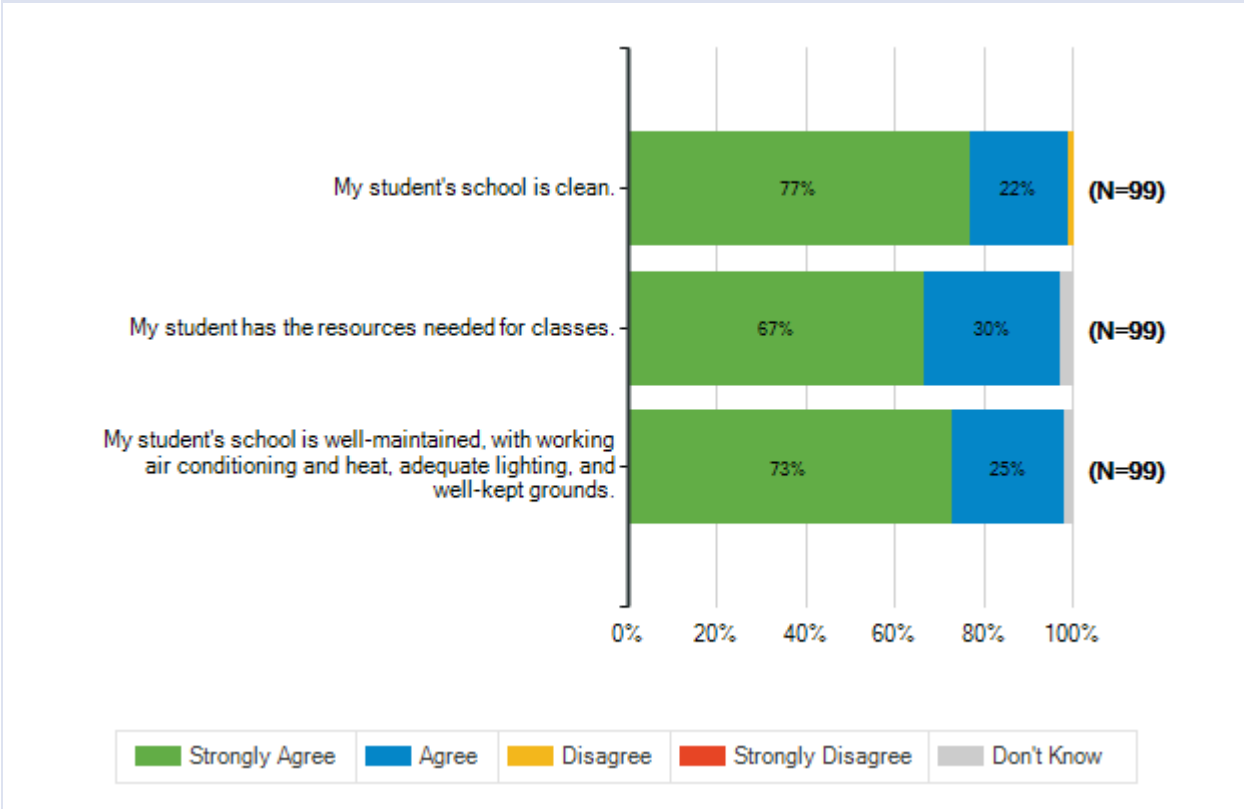


Lamar Consolidated ISD
22-23 Climate Survey for Parents/Guardians

How strongly do you agree or disagree with each of the following statements?

Below are statements related to how the school is managed. As you respond, please think about your experiences this school year.

		Strongly Agree	Agree	Disagree	Strongly Disagree	Don't Know	Total Responses
(a)	My student's school is clean.	76	22	1	0	0	99
		77%	22%	1%	0%	0%	
(b)	My student has the resources needed for classes.	66	30	0	0	3	99
		67%	30%	0%	0%	3%	
(c)	My student's school is well-maintained, with working air conditioning and heat, adequate lighting, and well-kept grounds.	72	25	0	0	2	99
		73%	25%	0%	0%	2%	

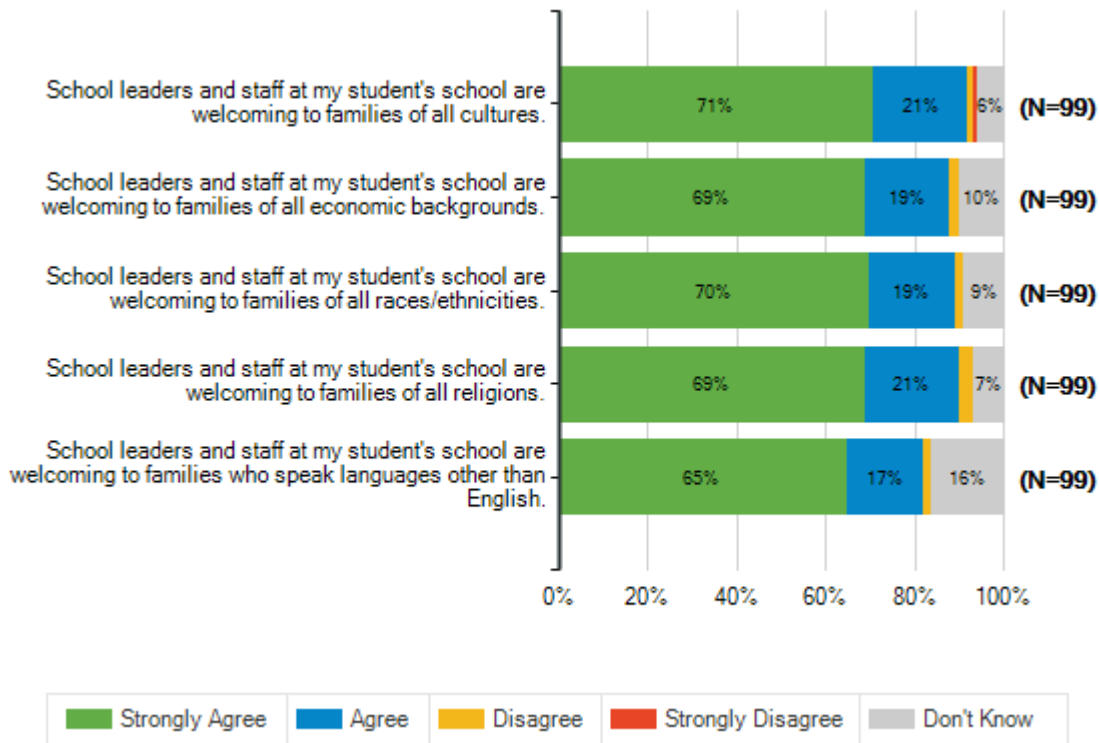


Lamar Consolidated ISD
22-23 Climate Survey for Parents/Guardians

Culture and Climate Thinking about Campbell Elementary , how strongly do you agree or disagree with each of the following statements?

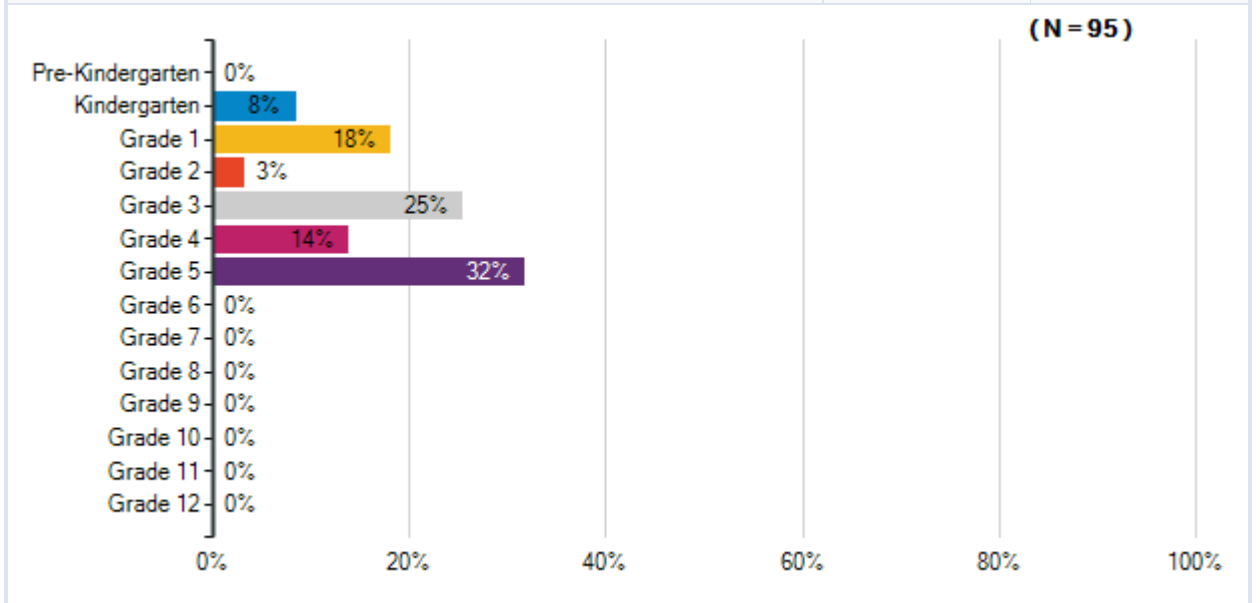
Culture and Climate Thinking about Campbell Elementary , how strongly do you agree or disagree with each of the following statements?

		Strongly Agree	Agree	Disagree	Strongly Disagree	Don't Know	Total Responses
(a)	School leaders and staff at my student's school are welcoming to families of all cultures.	70	21	1	1	6	99
		71%	21%	1%	1%	6%	
(b)	School leaders and staff at my student's school are welcoming to families of all economic backgrounds.	68	19	2	0	10	99
		69%	19%	2%	0%	10%	
(c)	School leaders and staff at my student's school are welcoming to families of all races/ethnicities.	69	19	2	0	9	99
		70%	19%	2%	0%	9%	
(d)	School leaders and staff at my student's school are welcoming to families of all religions.	68	21	3	0	7	99
		69%	21%	3%	0%	7%	
(e)	School leaders and staff at my student's school are welcoming to families who speak languages other than English.	64	17	2	0	16	99
		65%	17%	2%	0%	16%	



Lamar Consolidated ISD
22-23 Climate Survey for Parents/Guardians

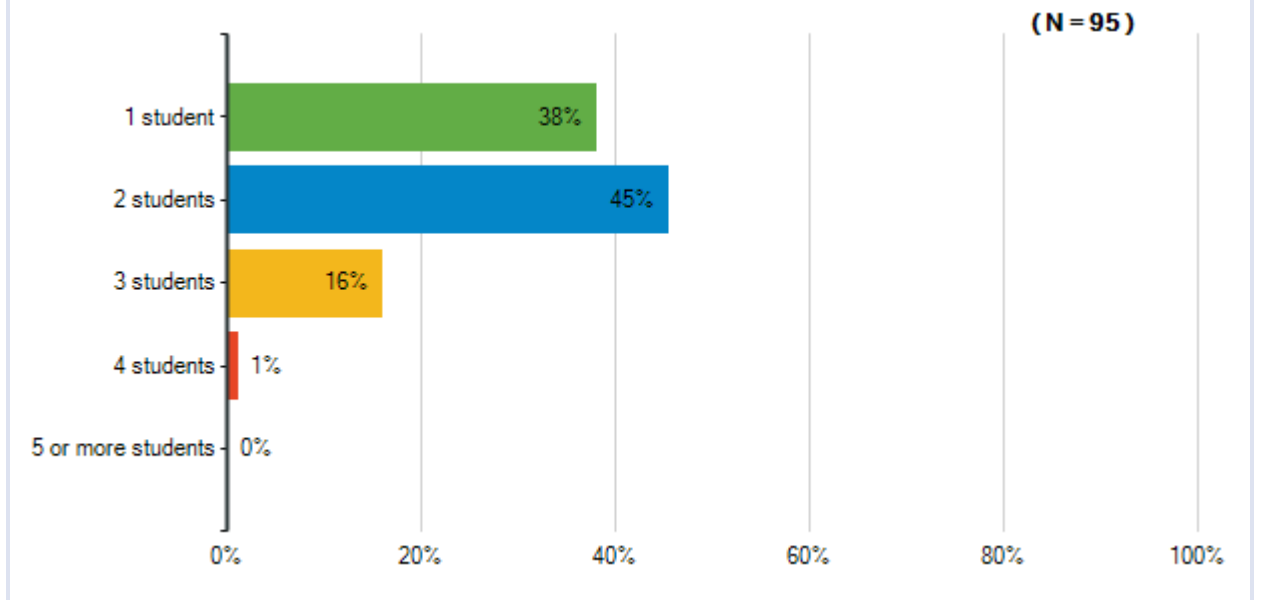
What grade is your student enrolled in at this school?		
Responses	Count	%
Pre-Kindergarten	0	0%
Kindergarten	8	8%
Grade 1	17	18%
Grade 2	3	3%
Grade 3	24	25%
Grade 4	13	14%
Grade 5	30	32%
Grade 6	0	0%
Grade 7	0	0%
Grade 8	0	0%
Grade 9	0	0%
Grade 10	0	0%
Grade 11	0	0%
Grade 12	0	0%
Total Responses	95	



Lamar Consolidated ISD
22-23 Climate Survey for Parents/Guardians

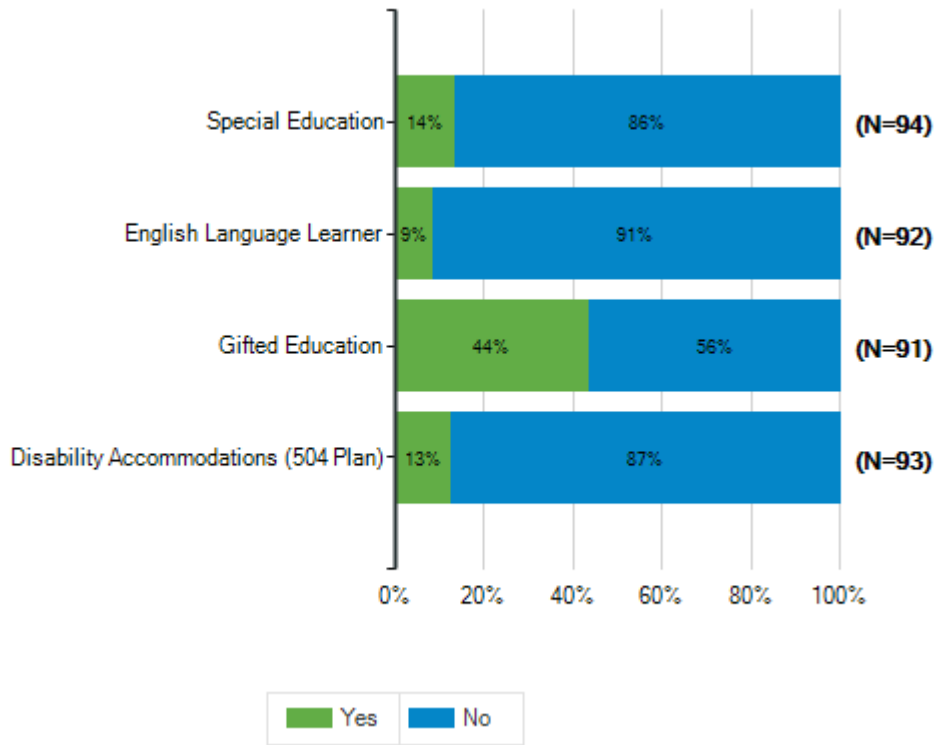
How many of your students attend a district school?

Responses	Count	%
1 student	36	38%
2 students	43	45%
3 students	15	16%
4 students	1	1%
5 or more students	0	0%
Total Responses	95	



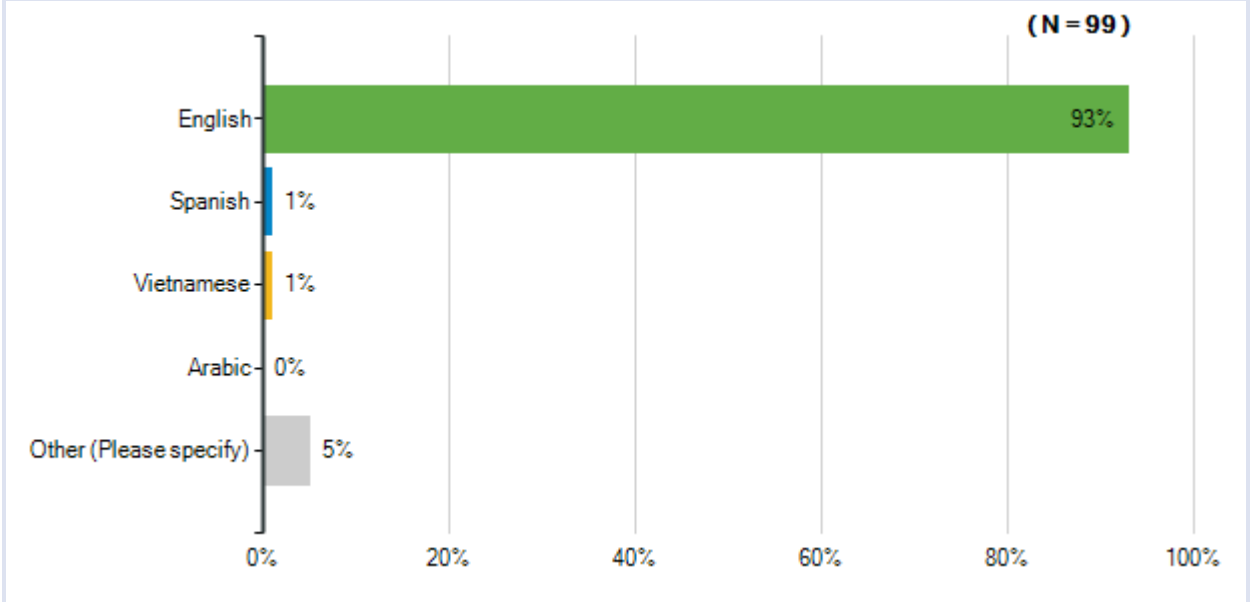
Lamar Consolidated ISD
22-23 Climate Survey for Parents/Guardians

 				
Does your student receive any of the following services at this school?				
		Yes	No	Total Responses
(a) Special Education		13	81	94
		14%	86%	
(b) English Language Learner		8	84	92
		9%	91%	
(c) Gifted Education		40	51	91
		44%	56%	
(d) Disability Accommodations (504 Plan)		12	81	93
		13%	87%	



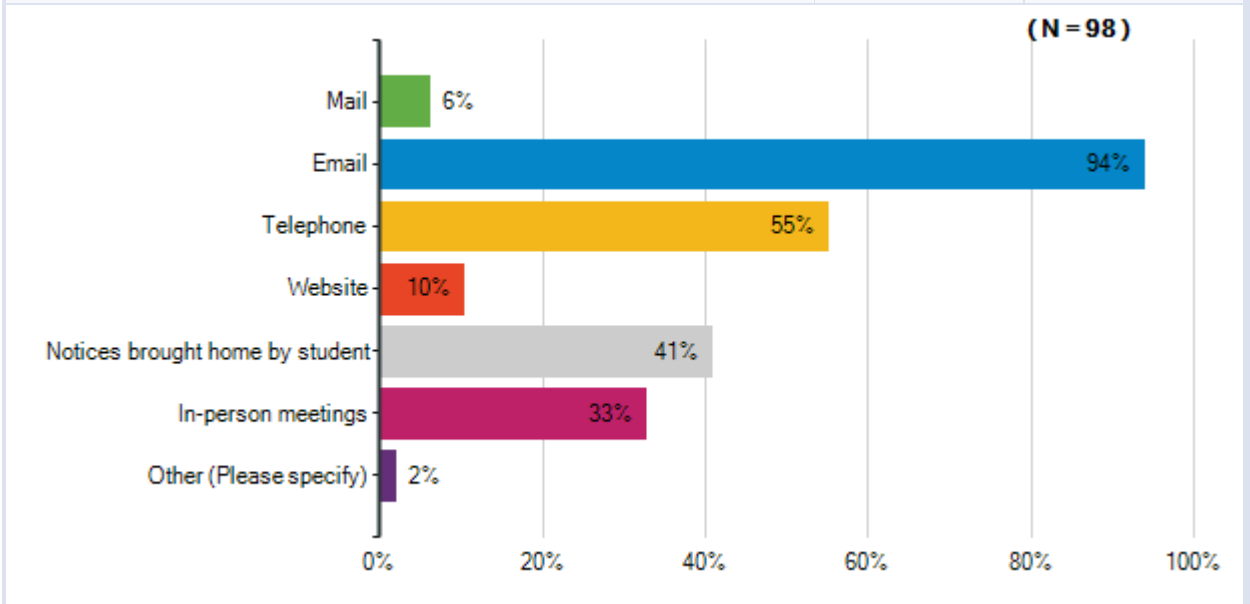
Lamar Consolidated ISD
22-23 Climate Survey for Parents/Guardians

What language do you speak most often at home?		
Responses	Count	%
English	92	93%
Spanish	1	1%
Vietnamese	1	1%
Arabic	0	0%
Other (Please specify)	5	5%
Total Responses	99	



Lamar Consolidated ISD
22-23 Climate Survey for Parents/Guardians

What are the best ways for the school to communicate with you about your student's education?		
Responses	Count	%
Mail	6	6%
Email	92	94%
Telephone	54	55%
Website	10	10%
Notices brought home by student	40	41%
In-person meetings	32	33%
Other (Please specify)	2	2%
Total Unique Responses	98	
Total Responses	236	



Note: Multiple answers per participant possible. Percentages added may exceed 100 since a participant may select more than one answer for this question.

Lamar Consolidated ISD
22-23 Climate Survey for Parents/Guardians

How did you learn about this survey?		
Responses	Count	%
Email	81	83%
District All-Call system (Skylert)	0	0%
District website	0	0%
Facebook	0	0%
Twitter	0	0%
Notice brought home by student	5	5%
From another parent	1	1%
From a District employee	6	6%
Local news media (TV, radio, newspaper, website)	0	0%
Other (Please specify)	5	5%
Total Responses	98	

